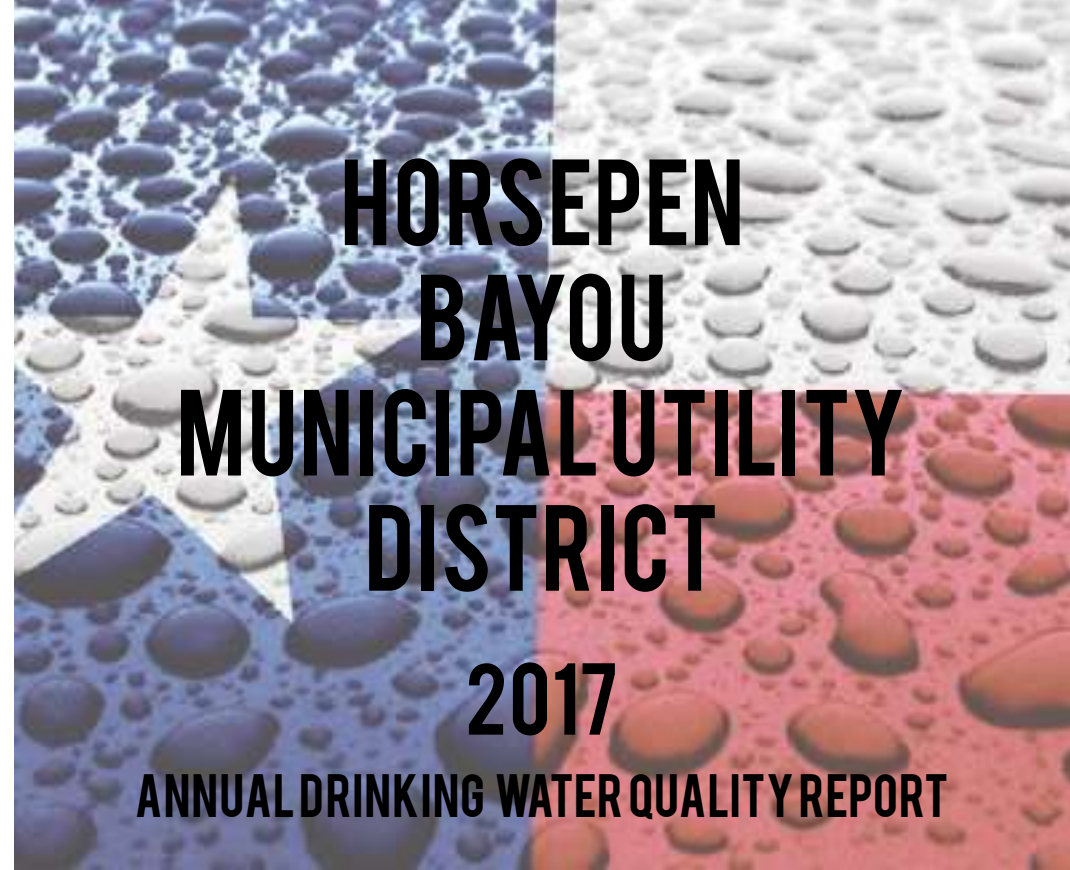


Horsepen Bayou MUD
406 W. Grand Parkway S., Suite 260
Katy, Texas 77494

PRSRT STD
US POSTAGE
PAID
HOUSTON TX
PERMIT No 542

**** OR CURRENT RESIDENT ****



This annual Drinking Water Quality Report provides information on your District's drinking water. The United States Environmental Protection Agency (EPA) requires that all drinking water suppliers in the country provide a water quality report to their customers annually.

En Espanol

Este reporte incluye informacion importante sobre su agua de beber. Para obtener una copia de esta informacion traducida en Espanol, llame al telefono (281)290-3107.

Public Participation Opportunities

The Board of Directors of the District meet at 12:00 PM on the fourth Thursday of each month at the Allen Boone Humphries Robinson LLP, located at Phoenix Tower, 3200 Southwest Freeway, Suite 2600, Houston, Texas 77027.

You may mail comments to:

Horsepen Bayou Municipal Utility District
Attn: Board of Directors

406 W. Grand Parkway S, Suite 260, Katy, Texas 77494

Or Call: (281) 290-6500

Our Drinking Water Meets All Federal (EPA) Drinking Water Requirements

This report is a summary of the quality of the water we provide our customers. The analysis was made by using the data from the most recent U.S. Environmental Protection Agency (EPA) required tests and is presented in the following pages. We hope this information helps you become more knowledgeable about what's in your drinking water.

SPECIAL NOTICE

You may be more vulnerable than the general population to certain microbial contaminants, such as Cryptosporidium, in drinking water. Infants, some elderly, or immunocompromised such as those undergoing chemotherapy for cancer, those who have undergone organ transplants, those who are undergoing treatment with steroids, and people with HIV/AIDS or other immune system disorders can be particularly at risk from infections. You should seek advice about drinking water from your physician or health care providers. Additional guidelines on appropriate means to lessen the risk of infection by Cryptosporidium are available from the Safe Drinking Water Hotline at (800) 426-4791.

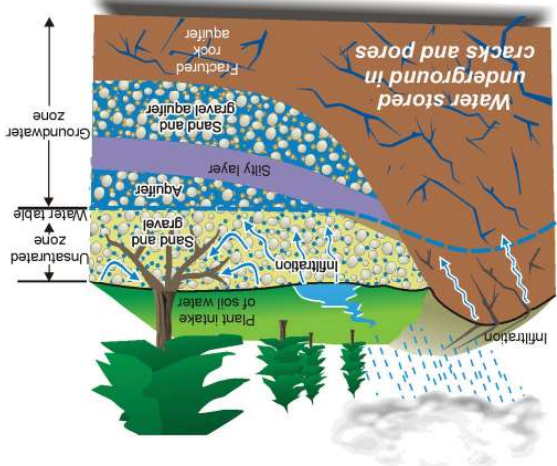
Where Do We Get Our Water?

Our drinking water is obtained from groundwater and surface water sources. Our water comes from the Evangeline aquifer and the Trinity River via the West Harris Regional Water Authority. A Source Water Susceptibility Assessment for your drinking water sources is currently being updated by the Texas Commission on Environmental Quality and will be provided to us this year. This information describes the susceptibility and types of constituents that may come into contact with your drinking water source based on human activities and natural conditions. The information contained in the assessment will allow us to focus our source water protection strategies. Some of this source water assessment information will be available later this year on Texas Drinking Water Watch at <http://dww2.tceq.texas.gov/DWW/>. For more information on source water assessments and protection efforts at our system, please contact us.



Water Sources

The sources of drinking water (both tap and bottled water) include rivers, lakes, streams, ponds, reservoirs, springs and wells. As water travels over the surface of the land or through the ground, it dissolves naturally-occurring minerals and in some cases, radioactive material, and can pick up substances resulting from the presence of animals or from human activity. Contaminants that may be present in source water before treatment include: microbes, inorganic contaminants, pesticides, herbicides, organic chemical contaminants, and radioactive contaminants.



All Drinking Water May Contain Contaminants

When drinking water meets federal standards there may not be any health based benefits to purchasing bottled water or point of use devices. Drinking water, including bottled water, may reasonably be expected to contain at least small amounts of some contaminants. The presence of contaminants does not necessarily indicate that water poses a health risk. More information about contaminants and potential health effects can be obtained by calling the EPA's Safe Drinking Water Hotline (1-800-426-4791).



Secondary Constituents

Many constituents (such as calcium, sodium, or iron) which are often found in drinking water, can cause taste, color, and odor problems. The taste and odor constituents are called secondary constituents and are regulated by the State of Texas, not the EPA. These constituents are not causes for health concern. Therefore, secondaries are not required to be reported in this document, but they may greatly affect the appearance and taste of your water.

Horsepen Bayou Municipal Utility District Drinking Water Quality Report Results

PWSID: 1011785

About the Tables

The following tables list all of the federally regulated or monitored contaminants which have been found in your drinking water. The U.S. EPA requires water systems to test for up to 97 contaminants. All contaminants detected in your water are below state and federal allowed levels. The State of Texas allows us to monitor for some contaminants less than once per year because the concentrations of these contaminants do not change frequently.




For More Information:

You may call (281)290-3107 to speak to a District representative about your Water Quality Report. You may also call the U.S. Environmental Protection Agency's Safe Drinking Water Hotline at 1(800) 426-4791.

Drinking Water Definitions and Units Description

- NA: Not Applicable
- ND: Not Detected
- NR: Not Reported
- pCi/L: picocuries per liter (a measure of radioactivity)
- ppm: parts per million, or milligrams per liter (mg/L)
- ppb: parts per billion, or micrograms per liter (ug/L)
- MNR: Monitoring not required, but recommended
- MCL: Maximum Contaminant Level: The highest permissible level of a contaminant in drinking water. MCLs are set as close to the MCLGs as feasible using the best available treatment technology.
- MCLG: Maximum Contaminant Level Goal: The level of a contaminant in drinking water below which there is no known or expected health risk. MCLGs allow for a margin of safety.
- MRDL: Maximum Residual Disinfection Level: The highest level of a disinfectant allowed in drinking water. There is convincing evidence that addition of a disinfectant is necessary for control of microbial contaminants.
- MRDLG: Maximum Residual Disinfection Level Goal: The level of a drinking water disinfectant below which there is no known or expected health risk. MRDLGs do not reflect the benefits of the use of disinfectants to control microbial contaminants.
- AL: Action Level: The concentration level of a contaminant which, if exceeded, triggers treatment or other requirements which a water system must follow.
- NTU: Nephelometric Turbidity Units (a measure of turbidity)



REGULATED INORGANIC CONTAMINANTS

YEAR	Contaminant (Unit of Measure)	Highest Level Detected at Entry Point	Highest Level Detected Surface Water	Range of Detected Levels	Violation	MCL	MCLG	Source of Contaminant
2017	Barium (ppm)	0.0597	0.0597	0.0462 - 0.0597	No	2	2	Erosion of natural deposits
2017	Cyanide (ppb)	ND	50	ND - 50	No	200	200	Erosion of natural deposits
2017	Fluoride (ppm)	0.44	0.45	ND - 0.45	No	4	4	Erosion of natural deposits
2017	Nitrate (ppm)	0.73	0.88	0.41 - 0.88	No	10	10	Erosion of natural deposits
2015	Nitrite (ppm)	0.04	0.03	0.02 - 0.04	No	1	1	Erosion of natural deposits
2014 - 2017	Beta emitters (pCi/L)	ND	5.9	ND - 5.9	No	50	0	Decay of natural and man-made deposits

DISINFECTION BY-PRODUCT RESULTS

All results listed below are for distribution sampling.						
YEAR	Contaminant (Unit of Measure)	Highest Average Level Detected	Range of detected levels	Violation	MCL	Source of Contaminant
2017	Total Haloacetic Acids (ppb)	16.98	6.4 - 23.6	No	60	Byproduct of drinking water disinfection
2017	Total Trihalomethanes (ppb)	20.4	4.8 - 24.2	No	80	Byproduct of drinking water disinfection

Horsepen Bayou Municipal Utility District Drinking Water Quality Report Results

DISINFECTION RESIDUAL LEVELS

YEAR	Contaminant (Unit of Measure)	Highest Average Level Detected	Range of detected levels	Violation	MRDL	MRDLG	Source of Contaminant
2017	Chloramines (ppm)	2.02	0.50 - 3.80	No	4	4	Disinfectant used to control microbes

UNREGULATED CONTAMINANTS

Additional information concerning Unregulated Contaminants

Unregulated contaminants are those for which the EPA has not established drinking water standards. The purpose of unregulated contaminant monitoring is to assist EPA in determining the occurrence of unregulated contaminants in drinking water and whether future regulations are warranted.

YEAR	Contaminant (Unit of Measure)	Highest Level Detected at Entry Point	Highest Level Detected Surface Water	Range of all Detected Levels
2017	Bromodichloromethane (ppb)	1.3	8.8	1.3 - 8.8
2014	Bromoform (ppb)	ND	0.5	ND - 0.5
2017	Chloroform (ppb)	2.4	47	2.3 - 47
2017	Dibromochloromethane (ppb)	ND	2.5	ND - 2.5

TURBIDITY

YEAR	Contaminant (Unit of Measure)	Highest Single Measurement	Lowest Monthly % of Samples Meeting Limits	Turbidity Limits	Source of Contaminant
2017	Turbidity (NTU)	0.31	100	0.3	Soil runoff

Turbidity has no health effects. However, turbidity can interfere with disinfection and provide a medium for microbial growth. Turbidity may indicate the presence of disease-causing organisms. These organisms include bacteria, viruses, and parasites that can cause symptoms such as nausea, cramps, diarrhea, and associated headaches.

In the water loss audit submitted to the Texas Water Development Board for the time period of January - December 2015, our system lost an estimated 12,500,291 gallons of water. If you have any questions about the water loss please call (281)290-3107.

PWSID: 1011785

LEAD AND COPPER

YEAR	Contaminant (Unit of Measure)	90th Percentile	No. of site exceeding Action level	Violation	Action Level	Source of Contaminant
2016	Lead (ppb)	1.5	0	No	15	Corrosion of household plumbing
2016	Copper (ppm)	0.6	0	No	1.3	Corrosion of household plumbing

Required Additional Health Information for Lead

If present, elevated levels of lead can cause serious health problems, especially for pregnant women and young children. Lead in drinking water is primarily from materials and components associated with service lines and home plumbing. This water supply is responsible for providing high quality drinking water, but cannot control the variety of materials used in plumbing components. When your water has been sitting for several hours, you can minimize the potential for lead exposure by flushing your tap for 30 seconds to 2 minutes before using water from drinking or cooking. If you are concerned about lead in your water, you may wish to have your water tested. Information on lead in drinking water, testing methods, and steps you can take to minimize exposure is available from the Safe Drinking Water Hotline or at <http://www.epa.gov/safewater/lead>.

REGULATED ORGANIC CONTAMINANTS

YEAR	Contaminant (Unit of Measure)	Highest Level Detected at Entry Points	Highest Level Detected Surface Water (WHRWA)	Range of detected levels	Violation	MCL	MCLG	Source of Contaminant
2017	Atrazine (ppb)	0.24	0.91	0.11-0.91	No	3	3	Runoff from herbicide used on row crops
2017	Di(2-ethylhexyl) phthalate	ND	0.92	ND - 0.92	No	6	0	Discharge from rubber and chemical factories
2014-2017	Hexachlorocyclopentadiene (ppb)	ND	0.24	ND - 0.24	No	50	50	Discharge from chemical factories
2017	Simazine (ppb)	ND	0.19	ND - 0.19	No	4	4	Runoff from herbicide used on row crops
2016	Xylenes (ppb)	0.5	ND	ND - 0.5	No	10	10	Discharge from chemical factories